

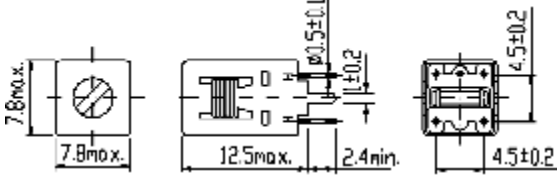


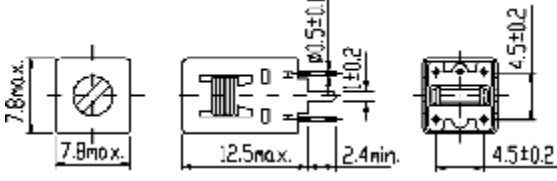


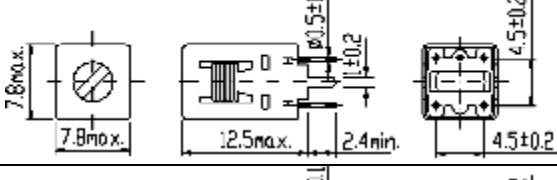


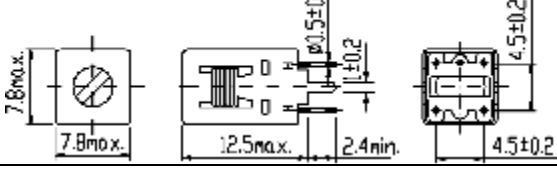


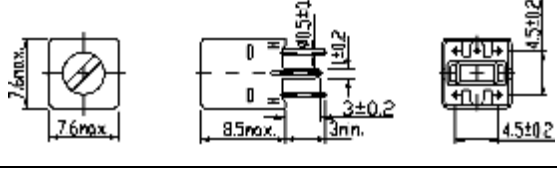


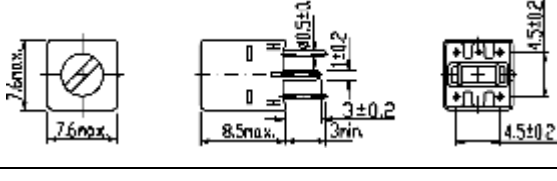


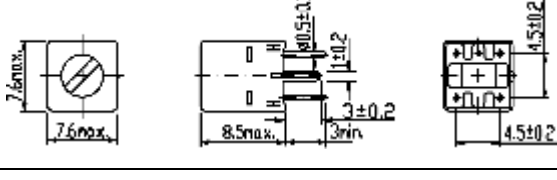







IFT & OSC. COILS

Specifications

1. Inductance
2. Operating Frequency
3. Variable Range of f & L
4. Internal Capacitors

				DIMENSIONS (mm)
 	7mm AM W/O Holder High Stability	I.F.T. R.F. Car Radio T.V.	1. 100 μ H~2mH 2. 50kHz~2MHz 3. f \pm 3% 4. 10pF~470pF	
 	7mm FM W/O Holder High Stability	I.F.T. R.F. Car Radio Transceiver	1. 1 μ H~100 μ H 2. 2MHz~20MHz 3. f \pm 3% 4. 10pF~220pF	
 	7mm SW W/O Holder High Stability	OSC. R.F. Car Radio T.V.	1. 1 μ H~100 μ H 2. 2MHz~20MHz 3. L \pm 6% 4. None	
 	7mm MW/LW W/O Holder High Stability	OSC. R.F. T.V. Car Radio Tape Recorder	1. 100 μ H~2mH 2. 50kHz~2MHz 3. L \pm 6% 4. None	
 	7mm AM W/O Holder High Stability	I.F.T. R.F. T.V. Car Radio Transceiver	1. 100 μ H~2mH 2. 50kHz~2MHz 3. f \pm 3% 4. 10pF~470pF	
 	7mm FM W/O Holder High Stability	I.F.T. R.F. T.V. Car Radio Transceiver	1. 1 μ H~100 μ H 2. 2MHz~20MHz 3. f \pm 3% 4. 10pF~220pF	
 	7MM SW W/O Holder High Stability	OSC. R.F. Car Radio T.V.	1. 1 μ H~100 μ H 2. 2MHz~20MHz 3. L \pm 6% 4. None	
 	7MM MW/LW W/O Holder High Stability	OSC. R.F. T.V. Car Radio Tape Recorder	1. 100 μ H~2mH 2. 50kHz~2MHz 3. L \pm 6% 4. None	


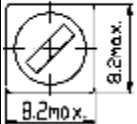
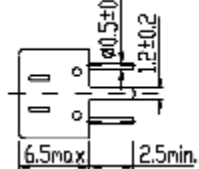
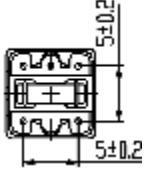

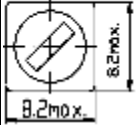
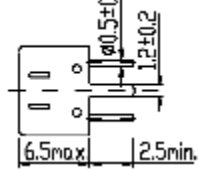
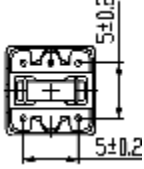

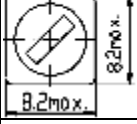
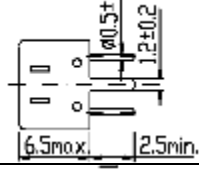
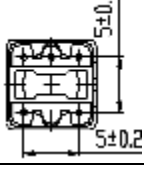

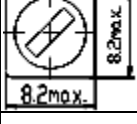
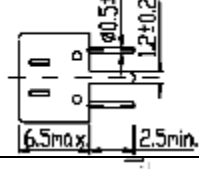
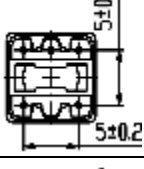

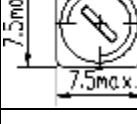
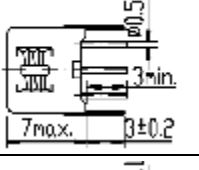
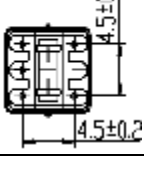

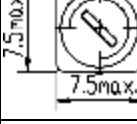
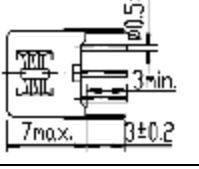
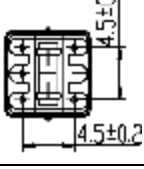

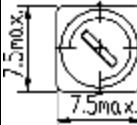
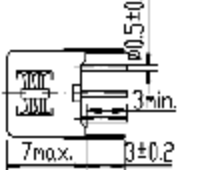
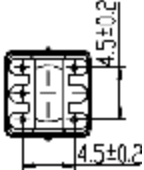

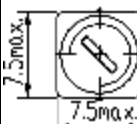
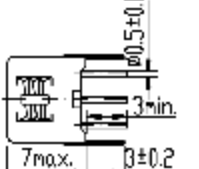
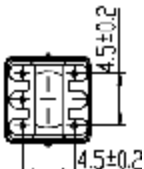
※Specifications other than the above will be furnished upon request.



IFT & OSC. COILS

Specifications

1. Inductance
2. Operating Frequency
3. Variable Range of f & L
4. Internal Capacitors

				DIMENSIONS (mm)
AS06 	6mm AM	I.F.T. R.F. Radio	1. 100 μ H~1.5mH 2. 50kHz~2MHz 3. f \pm 3% 4. 10pF~470pF	  
FS06 	6mm FM	I.F.T. R.F. Radio Transceiver	1. 1 μ H~100 μ H 2. 2MHz~20MHz 3. f \pm 3% 4. 10pF~220pF	  
SS06 	6mm SW	OSC. R.F. Radio T.V.	1. 1 μ H~100 μ H 2. 2MHz~20MHz 3. L \pm 6% 4. None	  
OS06/LS06 	6mm MW/LW	OSC. R.F. Radio T.V.	1. 100 μ H~1.5mH 2. 50kHz~2MHz 3. L \pm 6% 4. None	  
ASK6 	6mm AM W/O Holder High Stability	I.F.T. R.F. Radio	1. 100 μ H~1.5mH 2. 50kHz~2MHz 3. f \pm 3% 4. 10pF~470pF	  
FSK6 	6mm FM W/O Holder High Stability	I.F.T. R.F. Radio Transceiver	1. 1 μ H~100 μ H 2. 2MHz~20MHz 3. f \pm 3% 4. 10pF~100pF	  
SSK6 	6mm SW W/O Holder High Stability	OSC. R.F. Radio T.V.	1. 1 μ H~100 μ H 2. 2MHz~20MHz 3. L \pm 6% 4. None	  
OSK6/LSK6 	6mm MW/LW W/O Holder High Stability	OSC. R.F. Radio T.V.	1. 100 μ H~1.5mH 2. 50kHz~2MHz 3. L \pm 6% 4. None	  



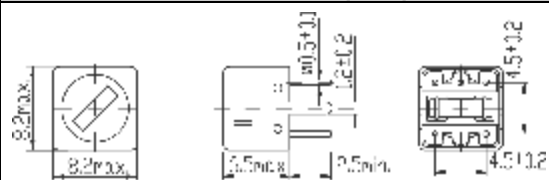


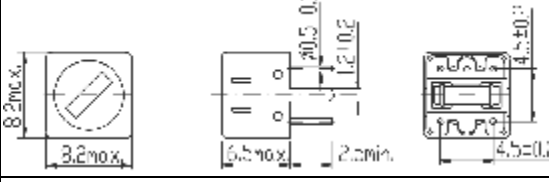


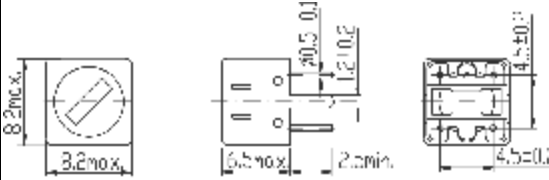


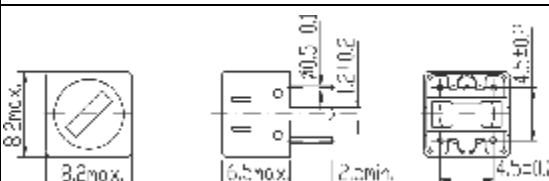


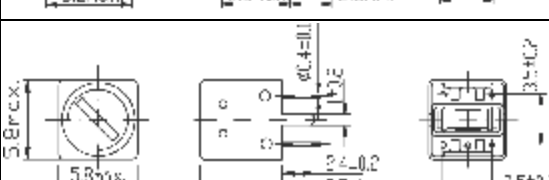


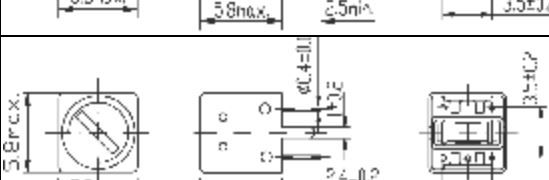


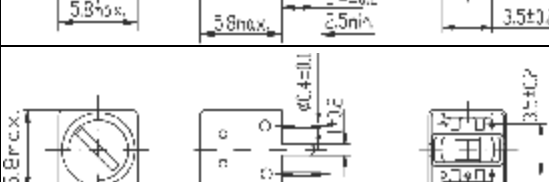


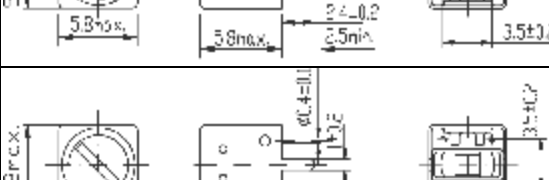
※Specifications other than the above will be furnished upon request.



IFT & OSC. COILS

Specifications

1. Inductance
2. Operating Frequency
3. Variable Range of f & L
4. Internal Capacitors

				DIMENSIONS (mm)
AS45  	6mm AM 4.5mm Pitch	I.F.T. R.F. Radio	1. 100 μ H~1.5mH 2. 50kHz~2MHz 3. f \pm 3% 4. 10pF~470pF	
FS45  	6mm FM 4.5mm Pitch	I.F.T. R.F. Radio Transceiver	1. 1 μ H~100 μ H 2. 2MHz~20MHz 3. f \pm 3% 4. 10pF~220pF	
SS45  	6mm SW 4.5mm Pitch	OSC. R.F. Radio T.V.	1. 1 μ H~100 μ H 2. 2MHz~20MHz 3. L \pm 6% 4. None	
OS45/LS45  	6mm MW/LW 4.5mm Pitch	OSC. R.F. Radio T.V.	1. 100 μ H~1.5mH 2. 50kHz~2MHz 3. L \pm 6% 4. None	
AF05  	5mm AM	I.F.T. R.F. Radio	1. 100 μ H~1mH 2. 50kHz~2MHz 3. f \pm 3% 4. 10pF~470pF	
FF05  	5mm FM	I.F.T. R.F. Radio Transceiver	1. 1 μ H~100 μ H 2. 2MHz~20MHz 3. f \pm 3% 4. 10pF~220pF	
SF05  	5mm SW	OSC. R.F. Radio T.V.	1. 1 μ H~100 μ H 2. 2MHz~20MHz 3. L \pm 6% 4. None	
OF05/LF05  	5mm MW/LW	OSC. R.F. Radio T.V.	1. 100 μ H~1mH 2. 50kHz~2MHz 3. L \pm 6% 4. None	



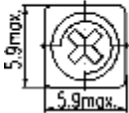
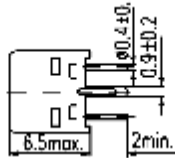
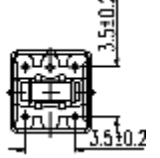


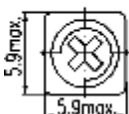
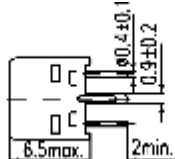
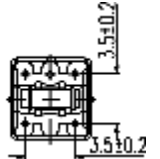


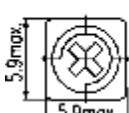
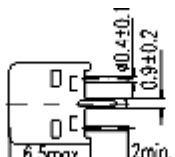
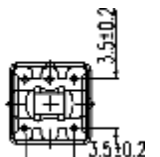


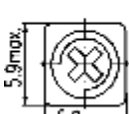

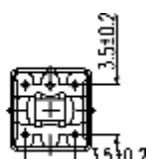
※Specifications other than the above will be furnished upon request.



IFT & OSC. COILS

Specifications

1. Inductance
2. Operating Frequency
3. Variable Range of f & L
4. Internal Capacitors

				DIMENSIONS (mm)		
AFK5  	5mm AM W/O Holder High Stability	I.F.T. R.F. Radio	1. 100 μ H~1mH 2. 50kHz~2MHz 3. f \pm 3% 4. 10pF~470pF			
FFK5  	5mm FM W/O Holder High Stability	I.F.T. R.F. Radio Transceiver	1. 1 μ H~100 μ H 2. 2MHz~20MHz 3. f \pm 3% 4. 10pF~220pF			
SFK5  	5mm SW W/O Holder High Stability	OSC. R.F. Radio T.V.	1. 1 μ H~100 μ H 2. 2MHz~20MHz 3. L \pm 6% 4. None			
OFK5/LFK5  	5mm MW/LW W/O Holder High Stability	OSC. R.F. Radio T.V.	1. 100 μ H~1.0mH 2. 50kHz~2MHz 3. L \pm 6% 4. None			

※Specifications other than the above will be furnished upon request.