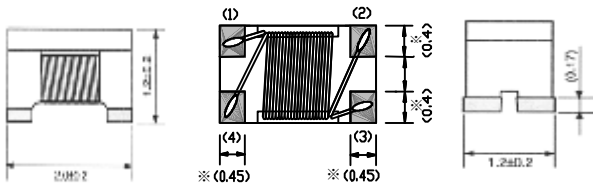




Чип-индуктивность синфазная для печатного монтажа SMD COMMON MODE CHIP INDUCTORS

APPEARANCE DIMENSION (UNIT : mm)



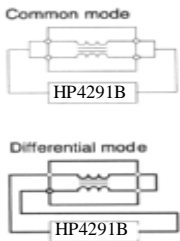
※ ELECTRODE DIMENSION ※ TOLERANCE: ±0.1mm.

PRODUCT IDENTIFICATION

CM 2012 S □ 371
(1) (2) (3) (4) (5)

- (1) CM: Common EMI suppression filters
- (2) Dimensions L×W 2012: 2.0×1.2mm
- (3) S: Lid shield type C: Coating unshield type
- (4) S: Sn electrode G: Au electrode
- (5) Impedance(at 100MHz) 371:370Ω

MEASURING CIRCUITS



ELECTRICAL CHARACTERISTICS

No.	Part No.	Impedance		Rated Current (mA)	Rated Voltage (Vdc)	Insulation Resistance (M ohm)Min.	DC Resistance (ohm) max.	Withstand Voltage (Vdc)
		Z (ohm)	Tolerance *					
01	CM2012SG 371	370	25%	280	50	10	0.45	125
02	CM2012SG 261	260	25%	300	50	10	0.40	125
03	CM2012SG 181	180	25%	330	50	10	0.35	125
04	CM2012SG 121	120	25%	370	50	10	0.30	125
05	CM2012SG 900	90	25%	330	50	10	0.35	125
06	CM2012SG 670	67	25%	400	50	10	0.25	125

* Testing instrument and conditions

DCR : HP 34420A or equivalent Impedance : HP 4291B or equivalent (at 100MHz, 20 degree C)
 DCI : Based on a 20°C maximum temperature rise.

* Impedance tolerance: ±25 %

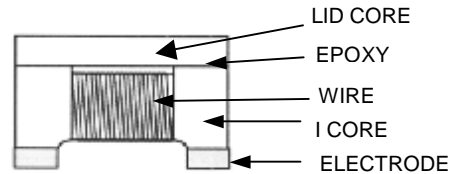
※ Specifications other than the above will be furnished upon request.

MODEL

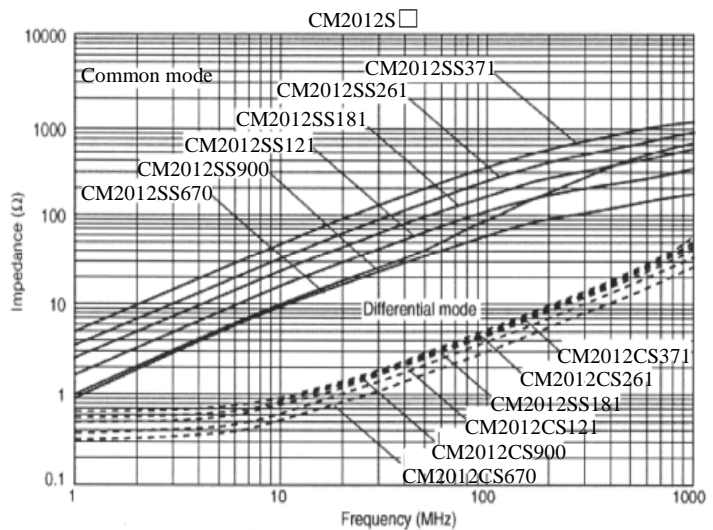
CM2012S □



FORMATION STRUCTURE

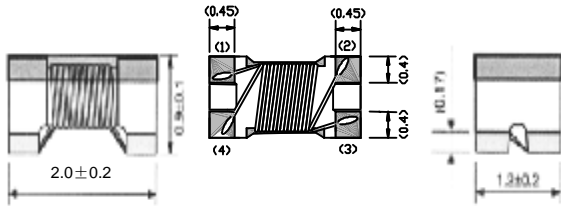


IMPEDANCE-FREQUENCY CHARACTERISTICS





APPEARANCE DIMENSION (UNIT : mm)



※ ELECTRODE DIMENSION ※ TOLERANCE: ±0.1mm.

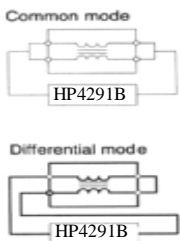
PRODUCT IDENTIFICATION

CM 2012 C □ 371

(1) (2) (3) (4) (5)

- (1) CM: Common EMI suppression filters
- (2) Dimensions L×W 2012: 2.0×1.2mm
- (3) S: Lid shield type C: Coating unshield type
- (4) S: Sn electrode G: Au electrode
- (5) Impedance(at 100MHz) 371:370Ω

MEASURING CIRCUITS



ELECTRICAL CHARACTERISTICS

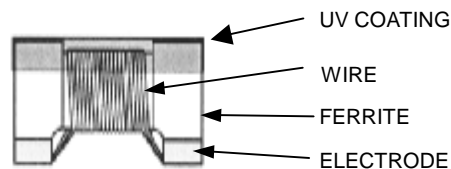
		Impedance				Insulation Resistance (M ohm)Min.		Withstand Voltage (Vdc)
		180	25%					
01	CM2012CG 181	180	25%	250	50	10	0.50	125
								125
								125
								125

MODEL

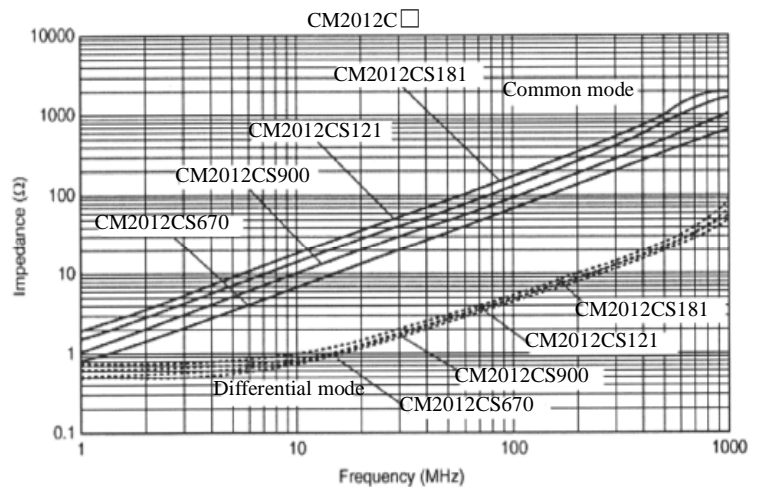
CM2012C□



FORMATION STRUCTURE



IMPEDANCE-FREQUENCY CHARACTERISTICS



* Testing instrument and conditions

DCR : HP 34420A or equivalent Impedance : HP 4291B or equivalent (at 100MHz, 20 degree C)

DCI : Based on a 20°C maximum temperature rise.

* Impedance tolerance: ±25 %

※ Specifications other than the above will be furnished upon request.